



GRAN COUPÉ

BMW'S ELEGANT NEW CONCEPT

THE MAGAZINE ABOUT BMW


Bimmer

Z4 sDrive 35i

ROAD TRIPPING IN BMW'S
REAL GRAN TURISMO



AUGUST 2010
US \$5.99 CAN \$5.99



GLORIOUS
GLAS/BMW
1600GT



STREET
& TRACK
E30 M3

ENGINEERED ADRENALINE

ELITE INTAKE FOR YOUR BMW 335I TWIN TURBO



A Auxiliary Inlet Duct:

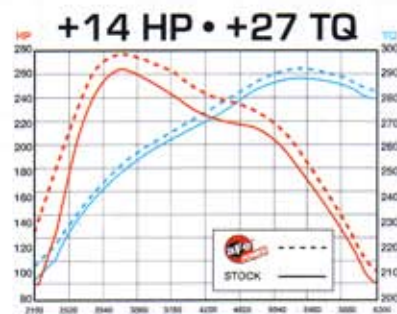
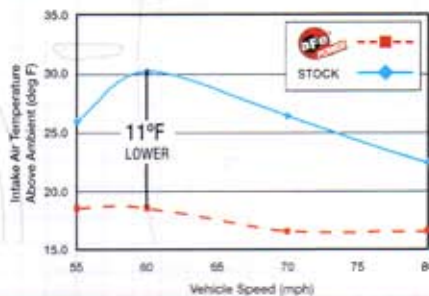
Increases air volume for increased performance and balanced air pressure inside intake.

B Dynamic Air Scoops (D.A.S.):

Increases frontal area of the inlet ducts to pressurize the intake resulting in 11 degrees lower air intake temperatures than the factory intake.

C Balanced Filter Loading:

Large 360 degree performance filter collects debris uniformly for maximum filtration.



Call your power professional at
888.901.7693
or visit aFepower.com for more info